

approx. 4-5 min.

luminous golden spirit

for trumpet and live electronics

Commissioned by Viveca Lawrie

Brittany J. Green

Program Notes

luminous golden spirit (2022) is an open-form, graphic score piece for trumpet and live electronics. The piece juxtaposes percussive and air sounds, spoken text, and the low register of the trumpet through a series of fleeting and static gestures. The piece grapples with concepts of labor, land, and ownership, featuring text written by the composer. *luminous golden spirit* draws its title and the last line of its text from Patricia J. Williams' *The Alchemy of Race and Rights*. This piece was commissioned by Viveca Lawrie in 2022.

Text

how can they own the land?
we are the land.
our flesh is its flesh.
our bones its bones.
and when the sun sets,
we become earth once more.

how can they own the harvest.
we are the labor.
we molded this land with our hands.
our sweat and toil in its roots.

and when the sun sets,
becomes earth once more.

how can they own the gold?
we are the land, the labor, the gold.

and when the sun sets on this season,
and we rise up,
we will say not that we own gold,
but that luminous golden spirit owns us.

Performance Notes

Performance of this piece should last approximately 4-5 minutes.

Volume levels should be set via faders in TouchOSC prior to the beginning of the performance.

Begin performance by pressing button marked "Start" in TouchOSC.

This piece is an open-form piece. The performer should begin with the gesture marked "Land," but can maneuver through any of the gestures, except for the gesture marked "Gold," at will. Gestures may be played in any order (after the initial performance of the "Land" gesture and with the exception of the "Gold" gesture) and repeated throughout the performance as many times as desired. The performer should end the piece with the gesture marked "Gold."


The performer should tap the corresponding button in TouchOSC before and after to performing each gesture. Corresponding faders should be used to crossfade gestures.

The fixed media track in the electronics runs for approximately 5.5 minutes. The performer does not need to be directly in sync with the fixed media track, but should finish playing before or with the fixed media track. Wind chimes followed by "That luminous golden spirit" marks the final 30 seconds of the fixed media track.

The performer should perform this piece while sitting on the floor in a comfortable way (see "Tech and Stage Setup" for more detail).

If printing score, 18 x 24 poster paper is recommended. Physical copies of the score can be purchased directly at www.brittanyjgreen.com.

Notation Guide



The notation consists of a single staff in 4/4 time. The first measure contains a curved line with an upward-pointing arrow, indicating a fast gush of air. The second measure contains a square symbol with a horizontal line through it, indicating singing pitch into the instrument.

Blow a fast gush of air through the instrument Sing pitch into instrument



The notation consists of a single staff in 4/4 time. The first measure contains a cross symbol (x) on the staff, indicating a tongue ram.

Tongue Ram- quickly thrust tongue into mouthpiece while blowing



The notation consists of a single staff in 4/4 time. The first measure contains a plus sign (+) on the staff, indicating alternate fingering.

Use alternate fingering to create tremolo effect

For Perusal Only. © 2022 Brittany J. Green. All Rights Reserved.

Tech and Stage Setup

Stage Props

- Lighting: Green, red, or yellow or a mixture of the three if possible
- Meditation cushion or large pillow for sitting
- Rug
- Small lamp
- Leaves (equivalent of a grocery bag worth)

Equipment

- Stereo speaker setup
- DPA clip-on microphone or dynamic microphone
- Audio Interface containing at least 1 audio input and stereo output
- Dedicated tablet or cellphone equipped with [TouchOSC](#) and the "Luminous Golden Spirit.touchosc" file. If using a tablet for sheet music, this tablet should be separate from that tablet.
- Laptop equipped with [Ableton Live](#) (free trial is fine), the "Luminous Golden Spirit.als" file, [TouchOSC Layout](#), and [TouchOSC Bridge](#) (Windows)
- Singing bowl (any size) and beater

Connecting TouchOSC with Laptop

For Macs

- On tablet/cellphone, open TouchOSC
- Select "OSC" under "Connections" (first tab at the top of the page)
- Select "Host" and enter laptop IP address
- On Laptop, search for "Audio Midi Setup" and open it
- Select "Midi Studio" at the top of the screen
- Select "Open Midi Network Setup"
- Under "Directory," select your device, then select "Connect"
- On the right side of the dialog box, under "Participants," device name will be listed if properly connected
- In TouchOSC return to home page
- Select "Layout"
- Select "Add"
- Select template under "Found in Hosts"

For Windows

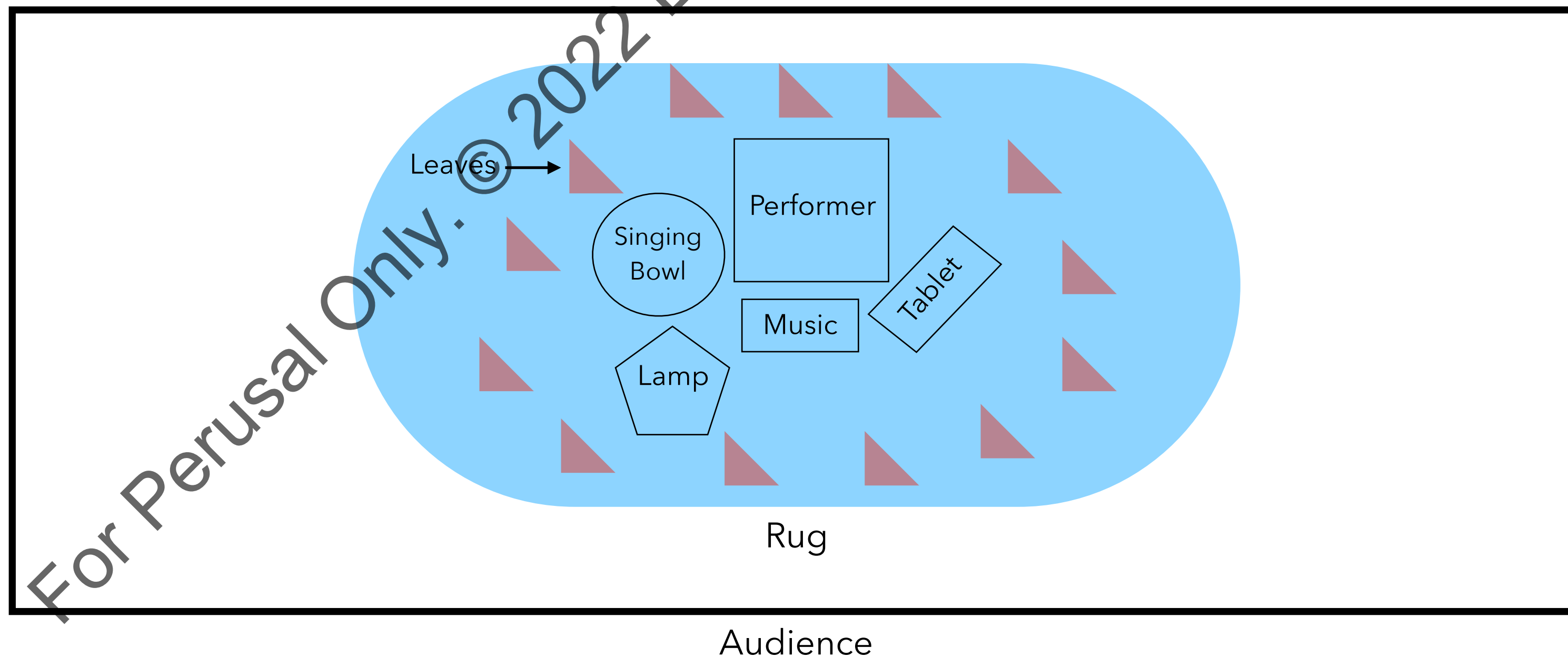
- On laptop, download and install TouchOSC Bridge for Windows
- Launch TouchOSC Bridge
- In TouchOSC, open "Connections"
- Select the "Bridge" tab
- Select "Connection 1"
- Select "Browse"
- Select the name of the host laptop
- Select "Midi" tab
- Select "Connection 1"
- Select "Browse"
- Select "<Bridge 1>" for "Send Port" and "Receive Port" fields
- In TouchOSC return to home page
- Select "Layout"
- Select "Add"
- Select template under "Found in Hosts"

For more detailed instructions for connecting TouchOSC with your laptop, visit the [TouchOSC User Manual](#).

Adding "Luminous Golden Spirit.touchosc" file to Tablet app

- Open "Luminous Golden Spirit.touchosc" file with TouchOSC Editor
- Select "Sync" in top right corner of screen
- Follow directions on the screen

Stage Setup



Using TouchOSC

Before playing each gesture, select the corresponding button in TouchOSC and raise the corresponding fader.. After playing each gesture, gradually lower the corresponding fader, then deselect the corresponding button. Repeat this process for each gesture.




luminous

approx. 4-5 min.

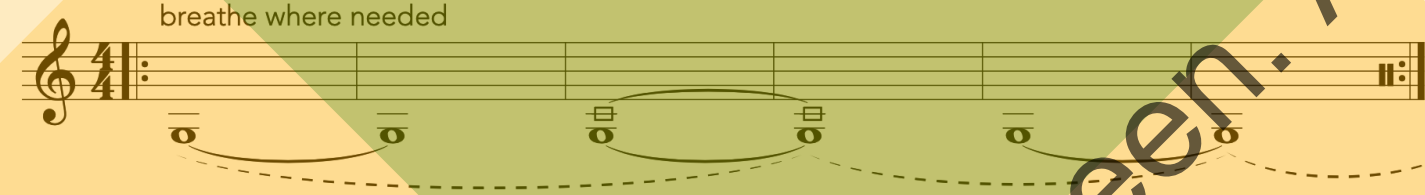
Brittany J. Green

Commissioned by Viveca Lawrie

gold
Hold each note as long as possible, separating each one with a brief silence



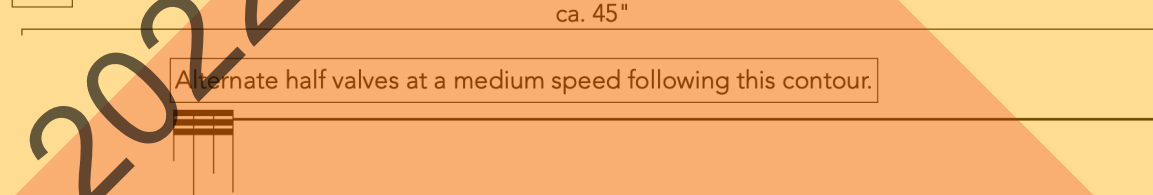
land
Drone-like ♩ = 52 Repeat for ca. 90"
ft. breathe where needed → ord. ord. → ft.



luminous golden spirit
Free and fleeting like wind ♩ = 144 ca. 30"
Rapidly and repeatedly cycle through gestures in no particular order with slightly varying rhythm and pace.



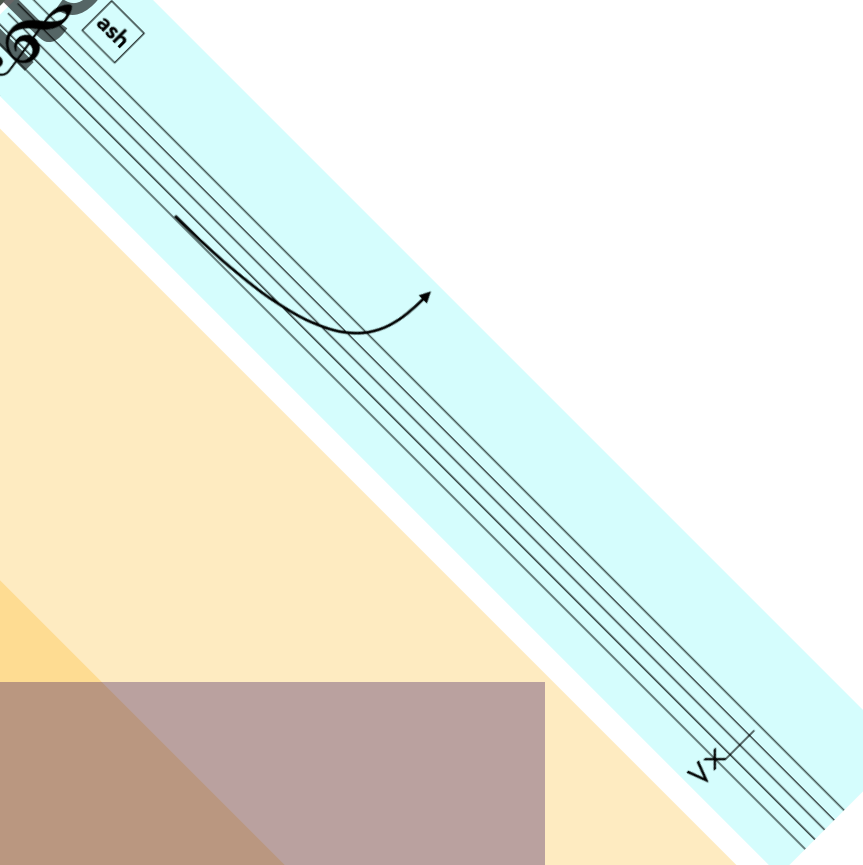
labor
ca. 45"
Alternate half valves at a medium speed following this contour.



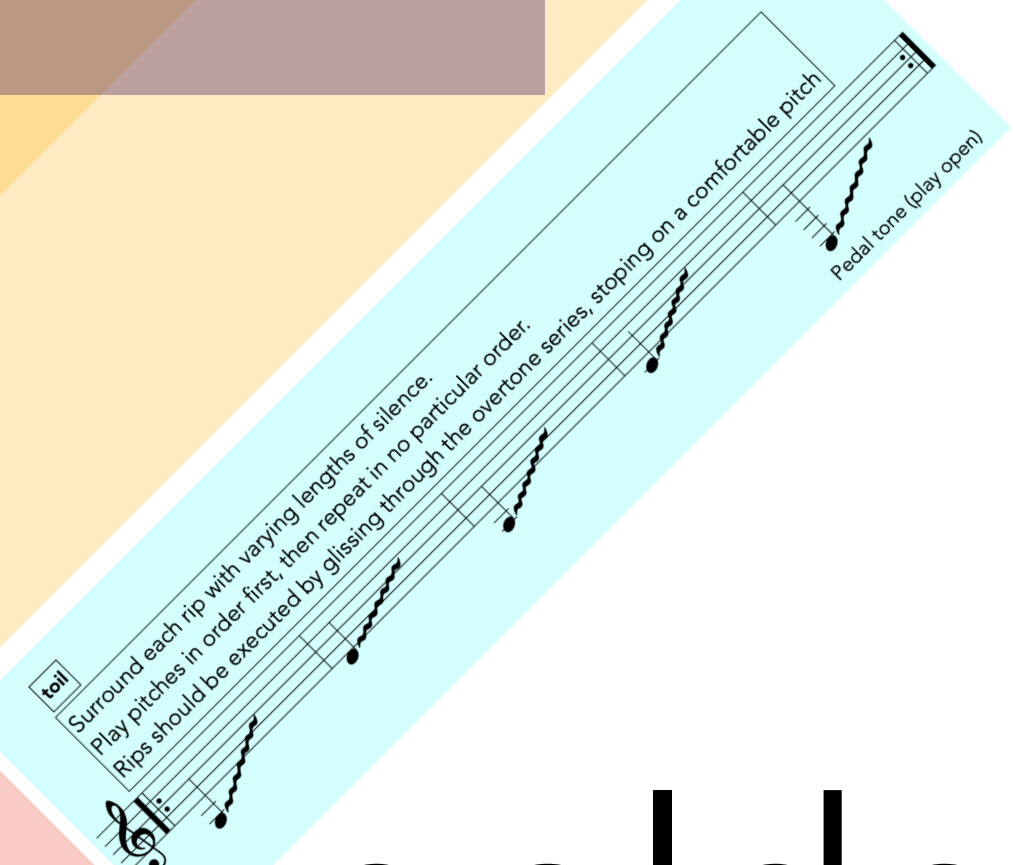
Whisper into lead pipe without mouthpiece. Text will not be audible, this is okay.

how can they own the harvest?
we are the labor.
we molded this land with our hands.
our sweat and toil are in the crops,
and when the sun sets,
they become earth's once more.

ash



soil
Surround each rip with varying lengths of silence.
Play pitches in order first, then repeat in no particular order.
Rips should be executed by glissing through the overtone series, stopping on a comfortable pitch.
Pedal tone (play open)



golden spirit